



Pierce Velocity Pumper

Piscataway Fire Dist. #4/North Stelton Fire Company

Job #29778

FEATURES & SPECIFICATIONS

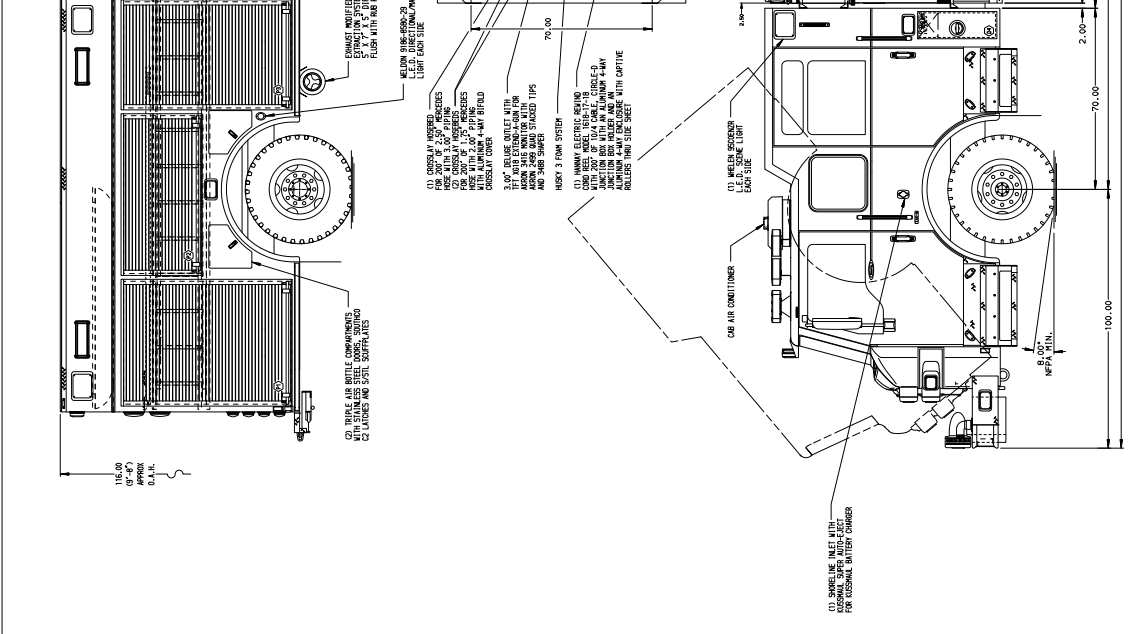
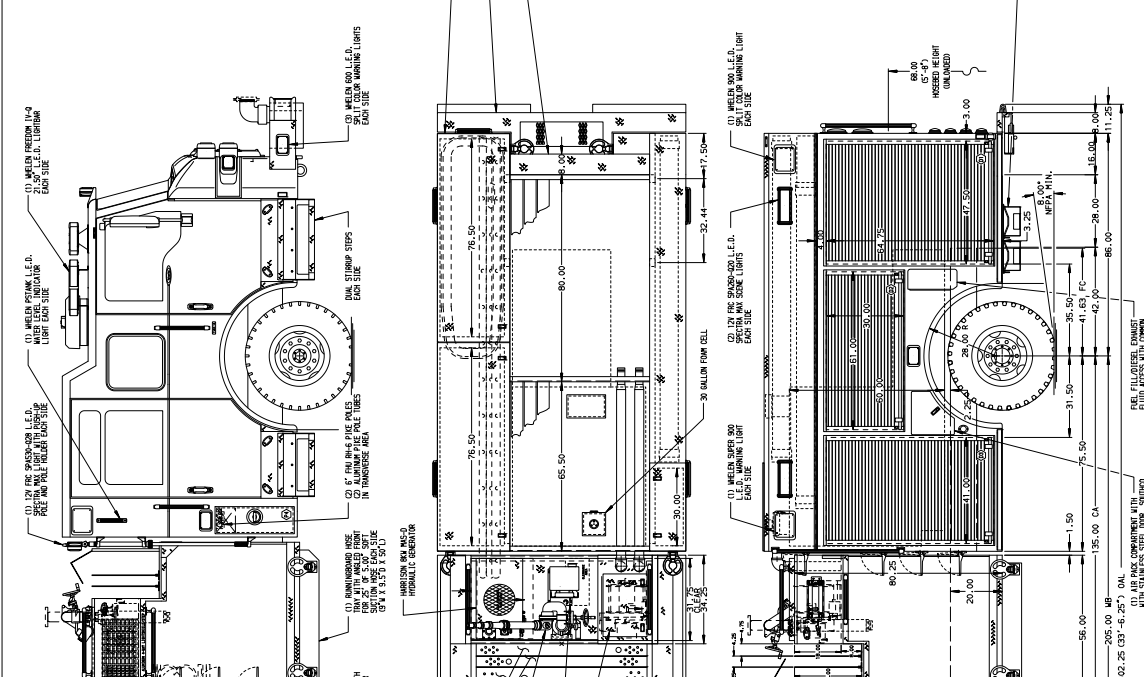
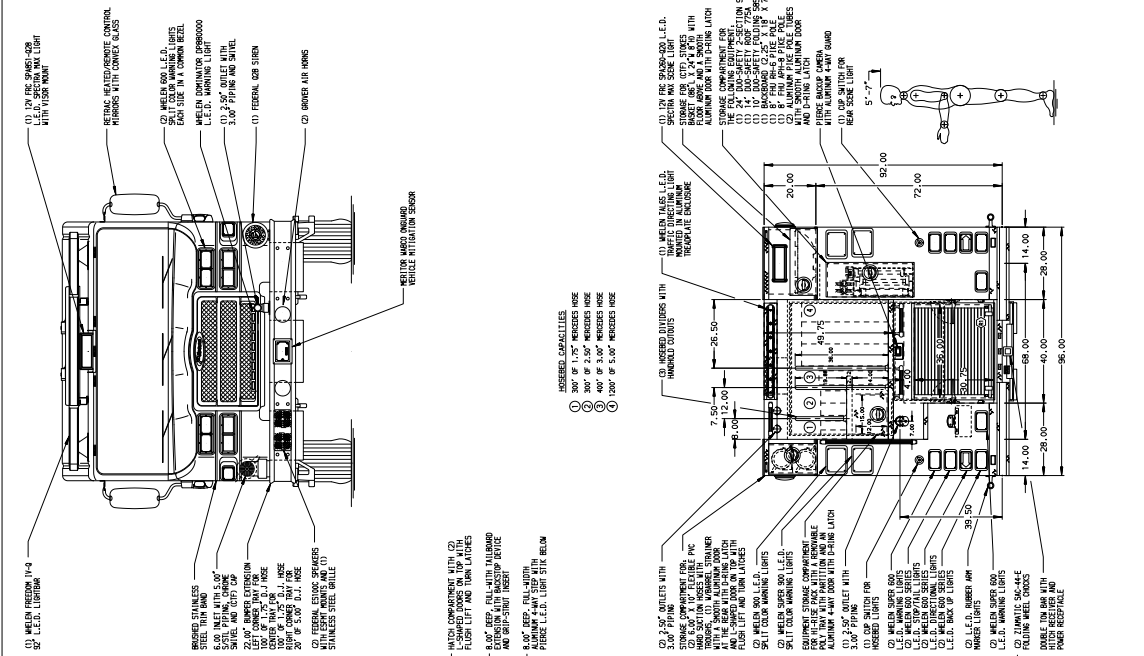
- Pierce Velocity 70" Chassis with a 20" Raised Roof
- Detroit Diesel DD13 470 hp 2016 EPA compliant Engine
- Allison EVS4000P Automatic Transmission
- Waterous CMU 2000 GPM Two Stage Pump
- Husky 3 Single Agent Foam System
- TAK-4 Independent Front Suspension
- Harrison MAS 8kw Generator
- 750 Gallon Poly Tank
- Delivered in October 2016



FIRE & SAFETY SERVICES, LTD.

South Plainfield, NJ

web: www.f-ss.com · phone: 800-400-8017



JOB NO. 29778	
SCALE 1:24	DATE 01FEB16
DESIGNED BY NPA	
CHECKED BY CSH	
SHEET NO. 1 OF 1	

Pierce
MANUFACTURING INC.
 2000-D-750P 1/200 FOAM, 161' FH FOLDER DS, FH FD P5
 (3) XLAYS, LADDERS THRU BODY, BELUSE, GENERATOR
 FOR PISCATAWAY FIRE DISTRICT #4
 PISCATAWAY, NEW JERSEY

CHASSIS DATA	DMG	VELOCITY	NO.
WHS	DTS	CF	
NPA	DTS	D	29778AD
DMG	DTS	D	29778AD

ALUMINUM BODY

MAXIMUM O. A. H. 116.00"

SIDE ROLL AND FRONTAL IMPACT PROTECTION

NOTE

DIMENSIONS SHOWN ARE APPROXIMATE AND ARE SUBJECT TO MINOR DEVIATIONS AS MAY OCCUR OR BE NECESSARY IN CONSTRUCTION. MINOR DETAILS NOT SHOWN.

1. FEDERAL LOGS BATTERY CHARGED LOCATED IN 2ND COMPARTMENT
2. 2.50" ALUMINUM BARS LOCATED ON THE REAR END WITH COMPARTMENTS
3. L.E.D. LIGHT STRIPS LOCATED ON THE REAR END WITH COMPARTMENTS
4. L.E.D. LIGHT STRIPS LOCATED ON THE REAR END WITH COMPARTMENTS
5. ONE PAINTED FULL WIDTH WITH ALUMINUM SHEET IN COMPARTMENTS D1, D2, P1, P2 & P3
6. ONE PAINTED FULL WIDTH WITH ALUMINUM SHEET IN COMPARTMENTS D4, D5, P4 & P5
7. ONE PAINTED FULL WIDTH WITH ALUMINUM SHEET IN COMPARTMENTS D6, D7 & D8
8. ONE PAINTED FULL WIDTH WITH ALUMINUM SHEET IN COMPARTMENTS D9, D10 & D11
9. ONE PAINTED FULL WIDTH WITH ALUMINUM SHEET IN COMPARTMENTS D12, D13 & D14
10. ONE PAINTED FULL WIDTH WITH ALUMINUM SHEET IN COMPARTMENTS D15, D16 & D17
11. WHEEL BRACKETS FOR 4" FIRE EXTINGUISHER SPECIAL TYPES IN COMPARTMENT P1
12. PAINTED FULL WIDTH WITH ALUMINUM SHEET IN COMPARTMENT D18 TO D24 & P6
13. PAINTED FULL WIDTH WITH ALUMINUM SHEET IN COMPARTMENT D25 TO D31 & P7
14. TWO WEAR FLOORING STRIPS LOCATED ON THE REAR OF CAB TO LIGHT CORNERS
15. WEAR FLOORING STRIPS LOCATED ON THE REAR OF CAB TO LIGHT CORNERS
16. WEAR FLOORING STRIPS LOCATED ON THE REAR OF CAB TO LIGHT CORNERS
17. WEAR FLOORING STRIPS LOCATED ON THE REAR OF CAB TO LIGHT CORNERS
18. WEAR FLOORING STRIPS LOCATED ON THE REAR OF CAB TO LIGHT CORNERS
19. WEAR FLOORING STRIPS LOCATED ON THE REAR OF CAB TO LIGHT CORNERS
20. WEAR FLOORING STRIPS LOCATED ON THE REAR OF CAB TO LIGHT CORNERS