



## Different lengths. Different mounts. Even different materials. But the same commitment to safety and performance.

You use an aerial in risky situations. You need a ladder or platform that you can be absolutely sure of. It needs to perform safely. Repeatedly. Run after run. Year after year. Even in the worst conditions.

Both safety and performance start with engineering. The industry's finest product development team is always working so you can do your job safer and more effectively – whether that means rescuing someone from an 8th story window, putting a ventilation team on a roof, or setting up a master stream for a defensive operation.

We build every Pierce® aerial at our own facilities where we can keep an unforgiving eye on quality. Our own professional engineers conduct exhaustive tests, including finite element analysis and modal analysis to make certain our aerials meet or exceed all NFPA 1901 standards. And after we test it with our own engineering, every Pierce aerial is also third-party tested and certified to the stringent Type I requirements by Underwriters Laboratory, Inc.

### Standard Aerial Warranties

- 3-yr aerial hydraulic cylinder seal
- 5-yr aerial hydraulic cylinder structural
- 5-yr multiplex electrical
- 10-yr aerial waterway
- 20-yr aerial structural




## The Pierce difference.

Single source. Max experience. Tireless research and testing. Firefighters refuse to compromise, and so do we.

- Designed & manufactured by Pierce
- Fabrication facility dedicated to Pierce aerials
- Aerial designs controlled by in-house professional engineers
- Finite element analysis, modal analysis, brittle lacquer, & strain gauge testing to verify designs
- Each aerial is tested & certified by Underwriters Laboratories, Inc., the most recognized testing agency in the country
- 140 certified aerial welders
- 18-yr average welding experience
- Meet all AWS Standards
- Inspectors certified to ASNT Level II
- UL third-party weld certification on-site




	Custom Chassis Choices	Ladder Reach	Operating Range	Payload Capacity	Wind & Ice Ratings	Flow Capacity	Stabilizers	Stabilizer Spread	Rear Axle	Tank	Pump Range	PUC™ Availability	Hosebed Capacity
<b>75' Aluminum Ladder</b>	Arrow XT™, Dash® CF, Enforcer™, Impel®, Quantum®, Velocity®	75' Vertical 67'9" Horizontal	-8° to 76°	Up to 750 lb	Up to 35 mph winds & 1/4" of ice	1,500 gpm	1 set of H-style	16'	Single	Up to 500 gallons	Waterous, Hale, Darley Midship, PTO	Yes	1,000' of 5" hose
<b>75' Heavy-Duty Ladder</b>	Arrow XT™, Dash® CF, Enforcer™, Impel®, Quantum®, Velocity®	75' Vertical 69' Horizontal	-5° to 75°	Up to 500 lb	Up to 50 mph winds & 1/4" of ice	1,000 gpm	1 set of H-style	16'	Single or Tandem	Up to 500 gallons	Waterous, Hale, Darley Midship, PTO	Yes	1,000' of 5" hose
<b>100' Aluminum Ladder</b>	Arrow XT™, Dash® CF, Quantum®, Velocity®	100' Vertical 91'7" Horizontal	-8° to 76°	Up to 750 lb	Up to 35 mph winds & 1/4" of ice	1,500 gpm	2 sets of H-style	12'	Tandem	Up to 750 gallons	Waterous, Hale, Darley Midship, PTO	Yes	1,000' of 5" hose
<b>100' Medium-Duty Ladder</b>	Arrow XT™, Dash® CF, Impel®, Quantum®, Velocity®	100' Vertical 91' Horizontal	-5° to 80°	Up to 500 lb	Up to 40 mph winds & 1/4" of ice	1,000 gpm	1 set of H-style	17'	Single	Up to 750 gallons	Waterous, Hale	Yes	1,000' of 5" hose
<b>100' Mid-Mount Ladder</b>	Arrow XT™, Quantum®, Velocity®	100' Vertical 94'5" Horizontal	-8° to 75°	Up to 750 lb	Up to 50 mph winds & 1/4" of ice	1,500 gpm	2 sets of H-style	18' front / 16' rear	Tandem	Up to 500 gallons	Waterous, Hale, Darley Midship, PTO	No	1,000' of 5" hose
<b>100' Heavy-Duty Ladder</b>	Arrow XT™, Dash® CF, Quantum®, Velocity®	100' Vertical 94'1" Horizontal	-8° to 75°	Up to 750 lb	Up to 50 mph winds & 1/4" of ice	1,000 gpm	2 sets of H-style	12'	Tandem	Up to 750 gallons	Waterous, Hale, Darley Midship, PTO	Yes	1,000' of 5" hose
<b>105' Heavy-Duty Ladder</b>	Arrow XT™, Dash® CF, Enforcer™, Impel®, Quantum®, Velocity®	105' Vertical 100' Horizontal	-8° to 75°	Up to 750 lb	Up to 50 mph winds & 1/4" of ice	1,000 gpm	2 sets of H-style	Up to 16'	Tandem	Up to 750 gallons	Waterous, Hale, Darley Midship, PTO	Yes	1,000' of 5" hose
<b>Ascendant® 107' Heavy-Duty Ladder (Single Rear Axle)</b>	Arrow XT™, Enforcer™, Impel®, Velocity®	107' Vertical 100' Horizontal	-10° to 77°	Up to 750 lb	Up to 50 mph winds & 1/4" of ice	1,500 gpm	1 set of H-style & 1 downrigger	18'	Single	Up to 500 gallons	Waterous, Hale, Darley Midship, PTO	Yes	1,000' of 5" or split load 700' of 5" & 600' of 3" hose
<b>Ascendant® 107' Heavy-Duty Ladder (Tandem Rear Axle)</b>	Arrow XT™, Enforcer™, Impel®, Quantum®, Velocity®	107' Vertical 100' Horizontal	-10° to 77°	Up to 750 lb	Up to 50 mph winds & 1/4" of ice	1,500 gpm	1 set of H-style & 2 downriggers	16'	Tandem	Up to 750 gallons	Waterous, Hale, Darley Midship, PTO	Yes	1,000' of 5" hose

**Ladder Features**

- Our egress is easy to replace. If it's ever damaged on a call, you simply replace it with a new one, rather than replacing the entire fly section.
- Climb with confidence. We've routed all wires inside sealed base rails.
- No matter where the ladder is positioned, you have easy access onto & off of the turntable.




# PLATFORMS COMPARISON

	Custom Chassis Choices	Ladder Reach	Operating Range	Payload Capacity	Wind & Ice Ratings	Flow Capacity	Stabilizers	Stabilizer Spread	Rear Axle	Tank	Pump Range	PUC™ Availability	Hosebed Capacity
<b>85' Heavy-Duty Platform</b>	Arrow XT™, Dash® CF, Quantum®, Velocity®	85' Vertical 78'1" Horizontal	-8° to 75°	Up to 1,000 lb	Up to 20 mph winds & 1/4" of ice	2,000 gpm	2 sets of H-style	16'	Tandem	Up to 500 gallons	Waterous, Hale, Darley Midship, PTO	Yes	1,000' of 5" hose
<b>100' Aluminum Platform</b>	Arrow XT™, Dash® CF, Quantum®, Velocity®	100' Vertical 92' Horizontal	-11.5° to 76°	Up to 1,000 lb	Up to 35 mph winds & 1/4" of ice	2,000 gpm	2 sets of H-style	16'6"	Tandem	Up to 500 gallons	Waterous, Hale, Darley Midship, PTO	Yes	1,000' of 5" hose
<b>100' Heavy-Duty Platform</b>	Arrow XT™, Dash® CF, Quantum®, Velocity®	100' Vertical 93' Horizontal	-5° to 75°	Up to 1,000 lb	Up to 50 mph winds & 1/4" of ice	Up to 3,000 gpm	2 sets of H-style	18'	Tandem	Up to 500 gallons	Waterous, Hale, Darley Midship, PTO	Yes	1,000' of 5" hose
<b>Ascendant® 100' Heavy-Duty Aerial Tower</b>	Arrow XT™, Velocity®	100' Vertical 93' Horizontal	-20° to 77°	Up to 1,000 lb	Up to 35 mph winds & 1/4" of ice	2,000 gpm	1 sets of H-style & 4 downriggers	18'	Tandem	Up to 300 gallons	Waterous, Hale, Darley Midship	No	800' of 5" hose
<b>Ascendant® 110' Heavy-Duty Platform (Single Rear Axle)</b>	Arrow XT™, Enforcer™, Impel®, Velocity®	110' Vertical 90' Horizontal	-10° to 77°	Up to 750 lb	Up to 35 mph winds & 1/4" of ice	1,250 gpm	1 set of H-style & 1 downrigger	18'	Single	Up to 500 gallons	Waterous, Hale, Darley Midship, PTO	Yes	1,000' of 5" or split load 700' of 5" & 600' of 3" hose
<b>Ascendant® 110' Heavy-Duty Platform (Tandem Rear Axle)</b>	Arrow XT™, Enforcer™, Impel®, Quantum®, Velocity®	110' Vertical 90' Horizontal	-10° to 77°	Up to 750 lb	Up to 35 mph winds & 1/4" of ice	1,250 gpm	1 set of H-style & 2 downriggers	16'	Tandem	Up to 750 gallons	Waterous, Hale, Darley Midship, PTO	Yes	1,000' of 5" hose

## Platform Features

- Every square inch has been designed to improve your safety & help you perform at your peak.
- The Pierce® basket leveling system allows for smooth, precise leveling throughout the full range of aerial operation.
- Easily access the basket from the ladder. A fully illuminated basket interior lets you see what you're doing.



	Custom Chassis Choices	Ladder Reach	Operating Range	Payload Capacity	Wind & Ice Ratings	Flow Capacity	Stabilizers	Stabilizer Spread	Tank	Pump Range	PUC™ Availability	Hosebed Capacity
<b>Ascendant® 107' Heavy-Duty Tiller</b>	Arrow XT™, Enforcer™, Quantum®, Velocity®	107' Vertical 100' Horizontal	-10° to 77°	Up to 750 lb	Up to 50 mph winds & 1/4" of ice	1,500 gpm	1 set of H-style	17'	Up to 300 gallons	Waterous, Hale, Darley Midship, PTO	Yes	1,000' of 5" hose




**Tiller Features**

- The tractor drive axle is available in either a single or tandem configuration to comply with stringent weight law restrictions.
- The optional pump & tank capability can transform your tiller into a full quint rating for maximum firefighting flexibility.
- When you arrive on the scene, you've got as much gear as you can pack into nearly 500 cubic feet of storage space.



# SKY-BOOM WATER TOWER

	Custom Chassis Choices	Ladder Reach	Operating Range	Payload Capacity	Wind & Ice Ratings	Flow Capacity	Stabilizers	Stabilizer Spread	Rear Axle	Pump Range	PUC™ Availability
<b>Heavy-Duty Sky-Boom Water Tower</b>	Arrow XT™, Dash® CF, Enforcer™, Impel®, Quantum®, Velocity®	55' or 61' Vertical 45'5" or 51' Horizontal	-5° to 85°	Up to 500 lb	Up to 20 mph winds & 1/4" of ice	1,000 gpm	1 set of A-style	12'10"	Single or Tandem	Waterous, Hale, Darley Midship, PTO	Yes



## Sky-Boom Features

- The boom can be positioned on windowsills & parapets thanks to the nozzle's recessed, protected location.
- To ensure smooth operation, the operator has access to three boom-control levers: one controls elevation of the water tower; another controls extension; & a third rotates the turntable in either direction.
- Unique, fold-down handrails are available to reduce travel height & worry about low clearance, bridges, & other obstructions.



[www.piercemfg.com](http://www.piercemfg.com)



Pierce Manufacturing Inc., An Oshkosh Corporation Company  
P.O. Box 2017, Appleton, WI 54912-2017 USA

Specifications, descriptions, and illustrative material in this literature are as accurate as known at the time of publication, but are subject to change without notice. Illustrations may include optional equipment and accessories and may not include all standard equipment. All measurements are nominal values.  
© Pierce Manufacturing Inc., Pierce, the Pierce logo, Ascendant, Dash CF, Impel, Quantum, and Velocity are registered trademarks and Arrow XT, Enforcer, and PUC are trademarks of Pierce Manufacturing Inc., Appleton, WI. Printed in U.S.A.

All other trademarks are the property of their respective owners.